
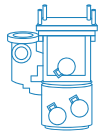


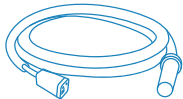
**ETM CAN PERFORM
DIAGNOSIS ON:**



EBS CONTROL MODULES



TRAILER CONTROL MODULES



WHEEL SPEED SENSORS



BRAKE PADS WEARING SENSORS

**WABCO,
KNORR-BREMSE,
MERITOR...**

Cojali S.L.
Avenida de la Industria 3
13610 Campo de Criptana - Spain

Tel.: +34 926 270 621
customerservice@jaltest.com

cojali.com
jaltest.com
jaltest-telematics.com

2020 V.1 EN

●jaltest
ETM

**ELECTRONIC
TEST MODULE**

STRAIGHTFORWARD DIAGNOSIS IN ELECTRONICS MODULES AND SENSORS

ETM (Electronic Test Module) is an additional module to Jaltest Software that is used to verify the following electronic modules and sensors installed in Commercial Vehicles:

- EBS control modules.
- Trailer control modules.
- Wheel speed sensors.
- Brake pad wearing sensors.

jaltest ETM



UNIQUE IN THE MARKET

COST AND REPAIR TIMES REDUCTION

'Jaltest ETM makes the verification process easier, quicker and more effective for the user, thereby avoiding possible external elements diagnosis faults'

